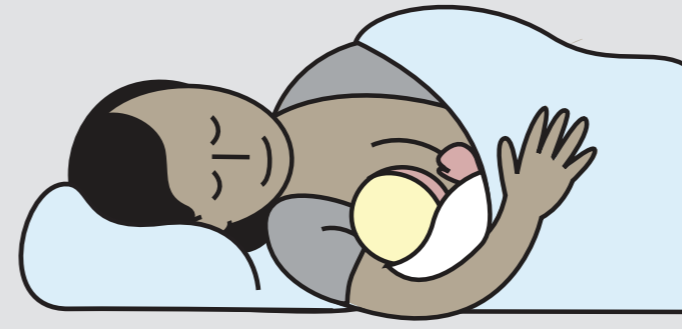


# Helping Babies Survive Essential Care for Every Baby

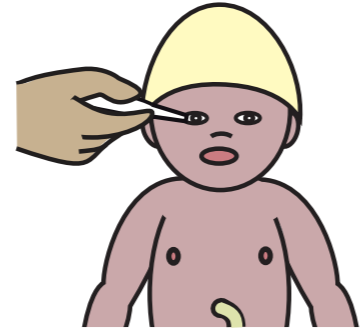
## ACTION PLAN

Following initial care after birth  
Continue skin-to-skin care and  
monitor breathing



Initiate breastfeeding


### PREVENT DISEASE



Eye care



Cord care



Give vitamin K

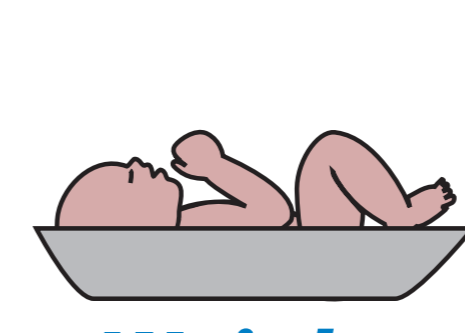
### ASSESS



Exam



Temperature



Weight

### CLASSIFY

#### NORMAL

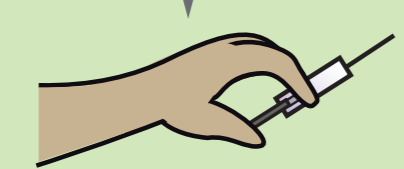


Maintain normal temperature



Support breastfeeding

Advise about breastfeeding problems



Immunize

Reassess baby for discharge


Give parents guidance for home care

Assess for DANGER SIGN

Assess for DANGER SIGN

#### PROBLEM


Abnormal temperature



Improve thermal care

Requires continued thermal support

Under 2000 g



Prolong skin-to-skin

Requires continued support

Continue inpatient care

Poor feeding



Express breast milk



Use alternative feeding method

Requires continued support

#### DANGER SIGN

Fast breathing  
Chest indrawing  
Temperature <math>< 35.5^{\circ}\text{C}</math>  
or <math>> 37.5^{\circ}\text{C}</math>  
Not feeding  
No movement  
Convulsions

Give antibiotics

Seek advanced care

<math>< 1500\text{ g}</math>  
or  
Severe jaundice

If at any time a DANGER SIGN presents, immediately give antibiotics and seek advanced care

60 min

90 min

24 hours



Helping Babies Survive

